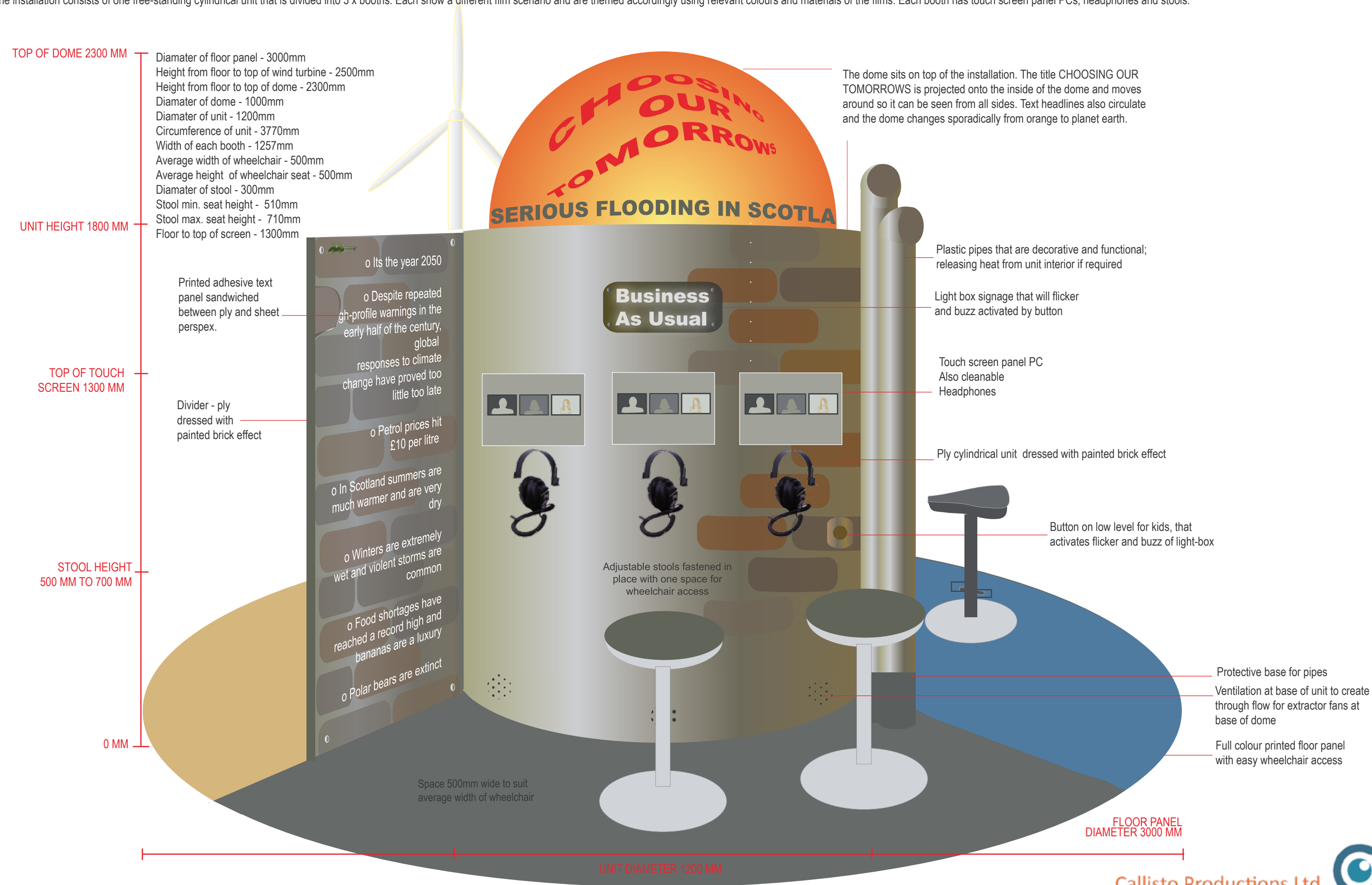


CHOOSING OUR TOMORROWS
FINAL DESIGN
1 CYLINDRICAL FREE-STANDING INSTALLATION UNIT
BOOTH 1 - BUSINESS AS USUAL

The installation consists of one free-standing cylindrical unit that is divided into 3 x booths. Each show a different film scenario and are themed accordingly using relevant colours and materials of the films. Each booth has touch screen panel PCs, headphones and stools.



BOOTH 2 - LIVING OFF THE LAND

TOP OF DOME 2300 MM	Diameter of floor panel - 3000mm
	Height of wind turbine - 2500mm
	Height of unit floor to top of dome - 2300mm
	Diameter of dome - 1000mm
	Diameter of unit - 1200mm
	Circumference of unit - 3770mm
	Width of each booth - 1257mm
	Average width of wheelchair - 500mm
	Average height of wheelchair seat - 500mm
	Diameter of stool - 300mm
UNIT HEIGHT 1800 MM	Stool min. seat height - 510mm
	Stool max. seat height - 710mm
	Floor to top of screen - 1300mm

Quiet extractor fans to release hot air and some directed to propel wind turbine

Neon tubular lights with protective covers

Light box sign with steel trim

Ply cylindrical unit with dressing

TOP OF TOUCH
SCREEN 1300 MM

STOOL HEIGHT
500 MM TO 700 MM

0 MM

Space 500mm wide to suit average width of wheelchair

FLOOR PANEL
DIAMETER 3000 MM

Printed adhesive text
panel sandwiched
between ply and sheet
perspex. Fastened with
double ended coach
bolts/ rivets

— Divider - dressed ply

- Touch screen panel PC
- Also cleanable
- Headphones

— Bike adapted to a stool with working pedals

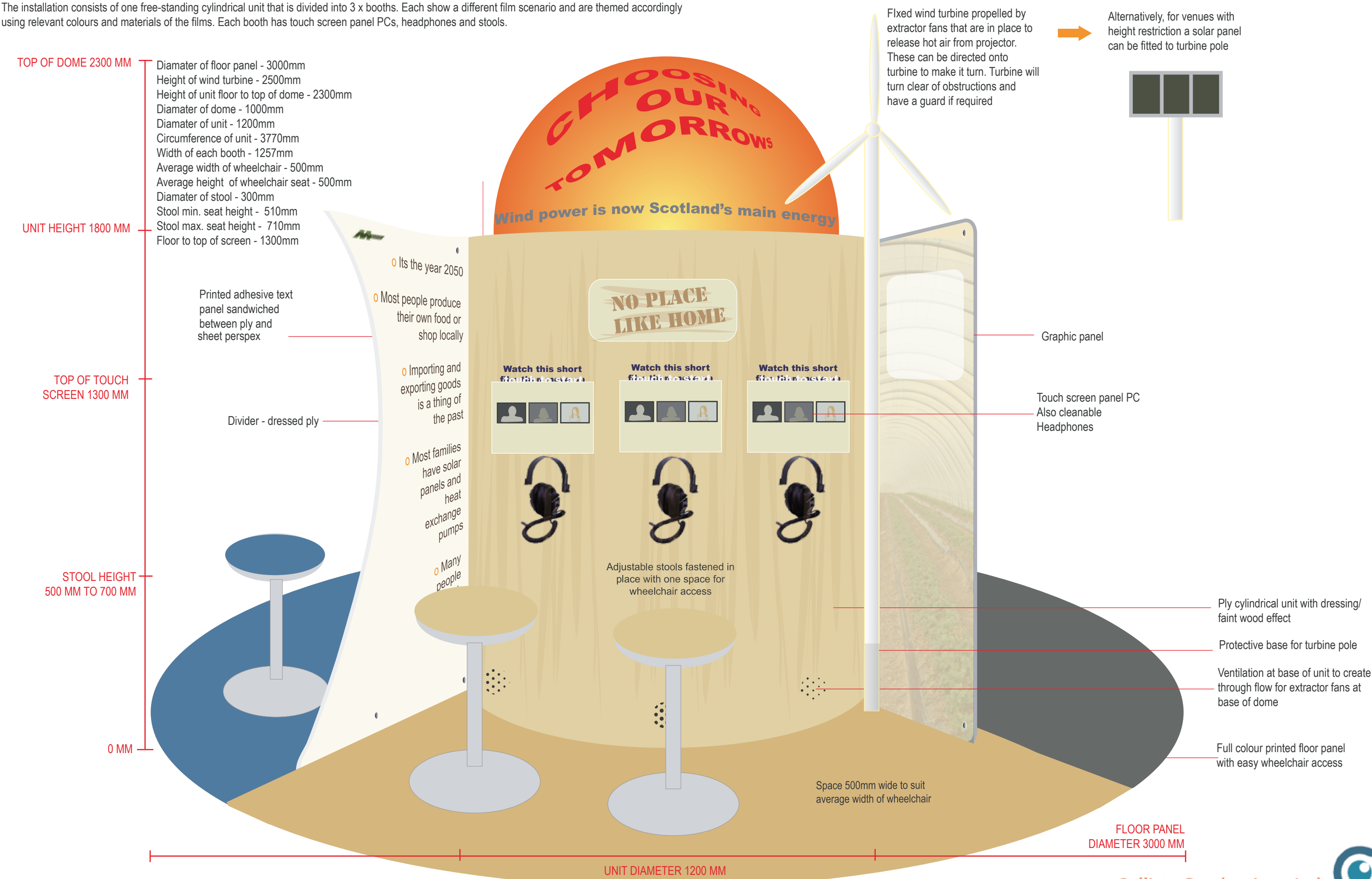
- Protective base for neon tube lights

- Ventilation at base of unit to create through flow for extractor fans at base of dome

Full colour printed floor panel
with easy wheelchair access

CHOOSING OUR TOMORROWS
FINAL DESIGN
1 CYLINDRICAL FREE-STANDING INSTALLATION UNIT
BOOTH 3 - NO PLACE LIKE HOME

The installation consists of one free-standing cylindrical unit that is divided into 3 x booths. Each show a different film scenario and are themed accordingly using relevant colours and materials of the films. Each booth has touch screen panel PCs, headphones and stools.



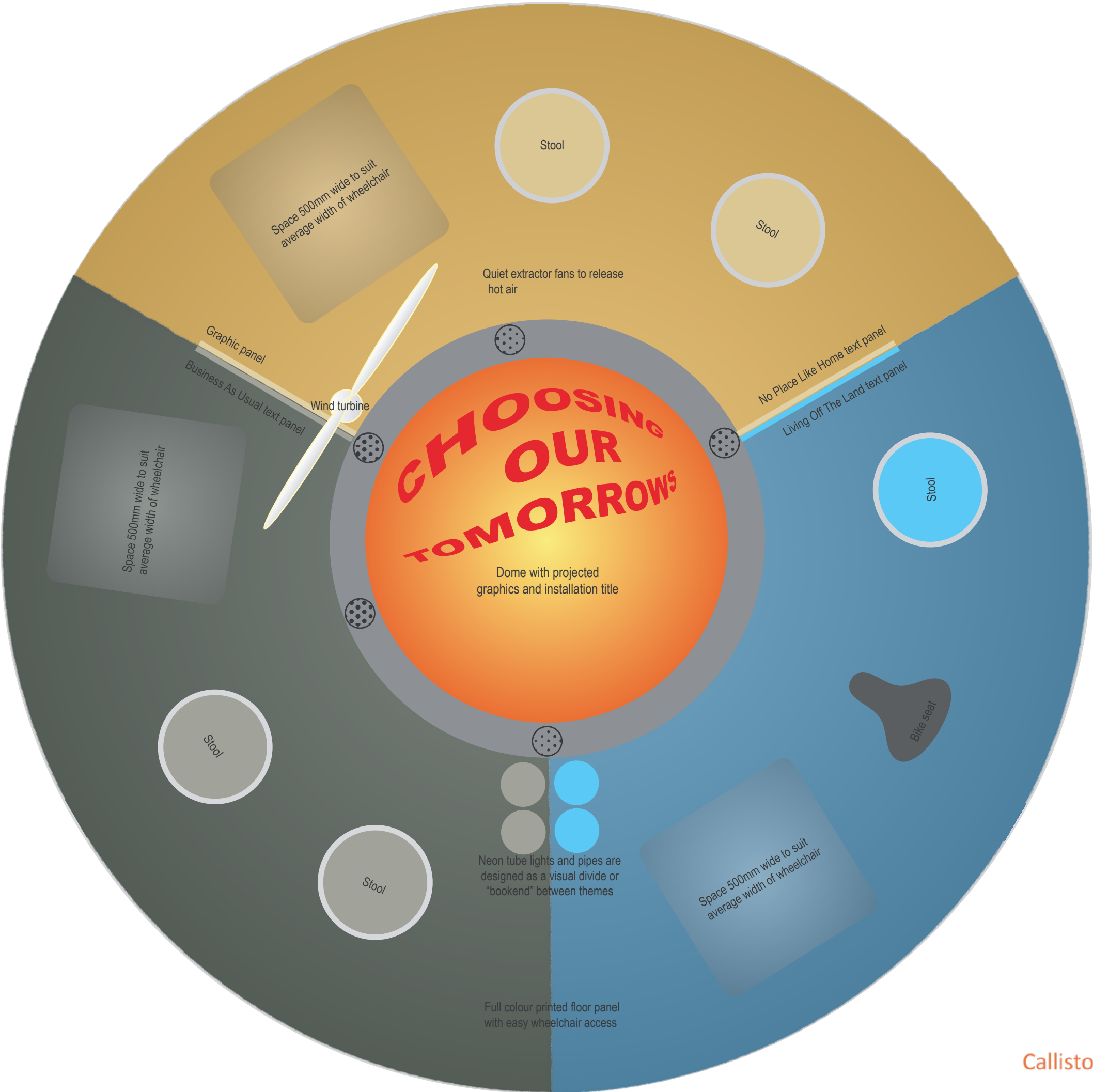
CHOOSING OUR TOMORROWS
INSTALLATION DESIGN
1 CYLINDRICAL FREE-STANDING UNIT
PAGE 1: CONCEPT AND PLAN

The installation consists of one free-standing cylindrical unit that is divided into 3 x booths. This allows 9 people to use the installation simultaneously. Booths 1, 2 and 3 each show a different film scenario and are themed accordingly using relevant colours and materials. Each booth has touch screen panel PCs, headphones and stools.

Booth 1 - BUSINESS AS USUAL We have done nothing to combat climate change

Booth 2 - LIVING OFF THE LAND We have responded to climate change by investing in new technologies














Booth 3 - NO PLACE LIKE HOME We have made a serious response to climate change



CHOOSING OUR TOMORROWS
INSTALLATION DESIGN
PANTONE COLOURS

PAINTS AND FINISHES

All paints and finishes will be non toxic and easy to clean. All colours for the installation will be taken from this Pantone selection; in some cases a fainter version of a Pantone will be used for tonal effect..

DOME TITLE GRAPHIC		PANTONE DS 73-1 C
LIVING OFF THE LAND MAIN UNIT + DIVIDER		PANTONE DS 232-3 C
LIVING OFF THE LAND FLOOR PANEL		PANTONE DS 216-2 C
LIVING OFF THE LAND TEXT/ TRIM/ DETAILS		PANTONE DS 210-1 C
NO PLACE LIKE HOME TRIM/ DETAILS		PANTONE DS 10-3 C
NO PLACE LIKE HOME MAIN UNIT/ OTHER		PANTONE DS 10-3 C
NO PLACE LIKE HOME FLOOR PANEL		PANTONE DS 14-4 C
NO PLACE LIKE HOME + BUSINESS AS USUAL TEXT/ TRIM/ DETAILS		PANTONE DS 329-3 C
BUSINESS AS USUAL MAIN UNIT + DIVIDER		PANTONE DS 329-4 C
BUSINESS AS USUAL FLOOR PANEL		PANTONE DS 329-4 C
TEXT/ TRIM/ DETAILS		PANTONE DS 329-2 C
DOME GRAPHIC		PANTONE DS 32-1 C
DOME GLOBE GRAPHIC		PANTONE DS 232-3 C PANTONE DS 298-1 C